


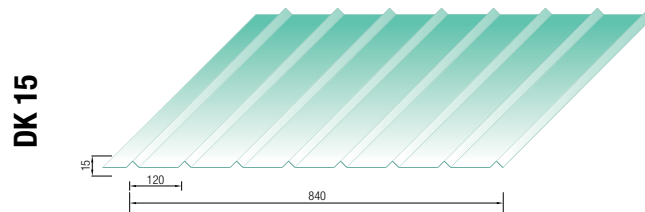
2.5 CORRUGATED SHEETS FOR FACADE

Corrugated sheets for facades are produced for the buildings with no insulation needs and for the site-applied insulation system.



Technical Specifications	DK 90 Wall - Roof	DK 99 Wall	DK 15 Inner Parapet Coating
Useful Width (mm)	900	990	840
Rib Height (mm)	40	29	15
Sheet Type and Thickness (mm)	Galvanized Painted Sheet (0,50 - 1,20)		0,50 - 0,60
Paint Type	Polyester, PVdF		
Colour	RAL9002 ^a		

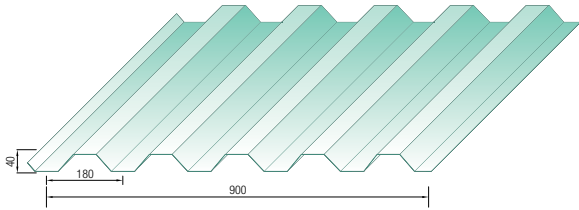
^aIt is the standard colour. Other colours are produced on demand.



2.5

CORRUGATED SHEETS FOR FACADE DETAILS

www.tekiz.com.tr

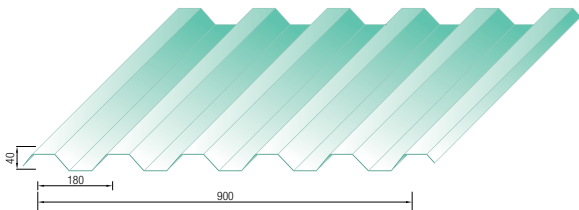


DK 90 - Wall

Load Table

DK 90 - Wall		Multi Support Span (L/200 L=m)						
Sheet Thickness (mm)	Corrugated Weight (kg/m ²)	1,0	1,5	2,0	2,5	3,0	3,5	4,0
		Distributed Load Bearing (P=kg/m ²)						
0,5	5,17	784	348	196	110	63	40	27
0,6	6,21	1010	449	253	144	84	53	35
0,7	7,24	1255	558	314	182	105	66	44
0,8	8,28	1514	673	379	222	128	81	54
0,9	9,31	1787	794	447	263	152	96	64
1,0	10,35	2055	914	514	306	177	112	75
1,2	12,42	2504	1113	626	372	215	136	91

Load bearing values are given according to the galvanized sheet. Panel weights may vary within sheet thickness tolerances.

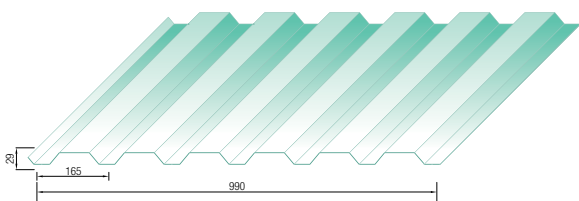


DK 90 - Roof

Load Table

DK 90		Multi Support Span (L/200 L=m)						
Sheet Thickness (mm)	Corrugated Weight (kg/m ²)	1,0	1,5	2,0	2,5	3,0	3,5	4,0
		Distributed Load Bearing (P=kg/m ²)						
0,5	5,32	737	328	184	118	70	44	30
0,6	6,38	946	420	236	151	92	58	39
0,7	7,45	1170	520	293	187	116	73	49
0,8	8,51	1408	626	352	225	141	89	59
0,9	9,58	1659	737	415	265	167	105	70
1,0	10,64	1919	853	480	307	192	121	81
1,2	12,77	2462	1094	615	394	234	147	99

Load bearing values are given according to the galvanized sheet. Panel weights may vary within sheet thickness tolerances.



DK 99 - Wall

Load Table

DK 99		Multi Support Span (L/200 L=m)						
Sheet Thickness (mm)	Corrugated Weight (kg/m ²)	1,0	1,5	2,0	2,5	3,0	3,5	4,0
		Distributed Load Bearing (P=kg/m ²)						
0,5	4,84	478	213	104	53	31	19	13
0,6	5,80	626	278	137	70	41	26	17
0,7	6,77	788	350	174	89	52	32	22
0,8	7,74	965	429	210	108	62	39	26
0,9	8,71	1153	513	245	125	73	46	31
1,0	9,67	1330	591	281	144	83	52	35
1,2	11,61	1628	723	353	181	105	66	44

Load bearing values are given according to the galvanized sheet. Panel weights may vary within sheet thickness tolerances.